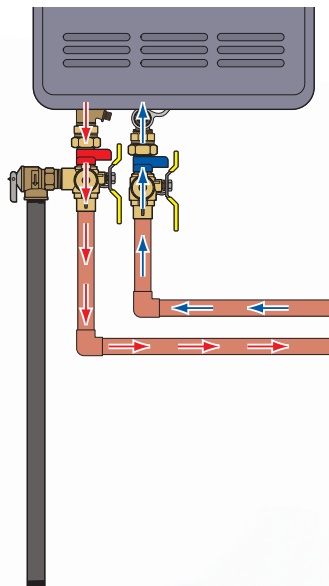


The ISOLATOR[®] E·X·P[™] TWH SERVICE VALVES

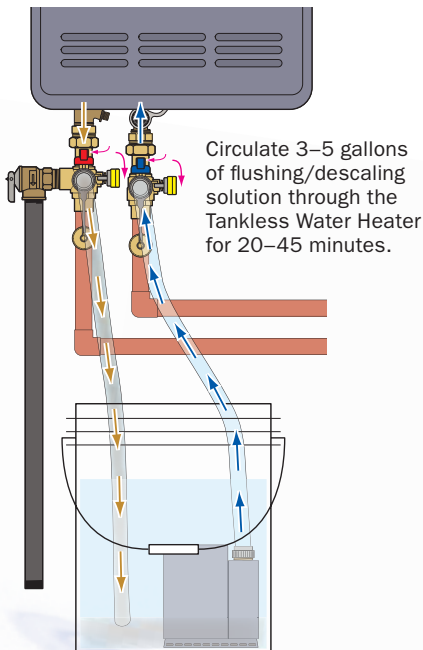
ADVANTAGES

- Quicker, consistent quality installation
- Fewer leak paths
- Allows for easy cleaning or flushing of system
- Allows for one person diagnostic testing of water heater unit
- **GUARANTEED FOR LIFE**

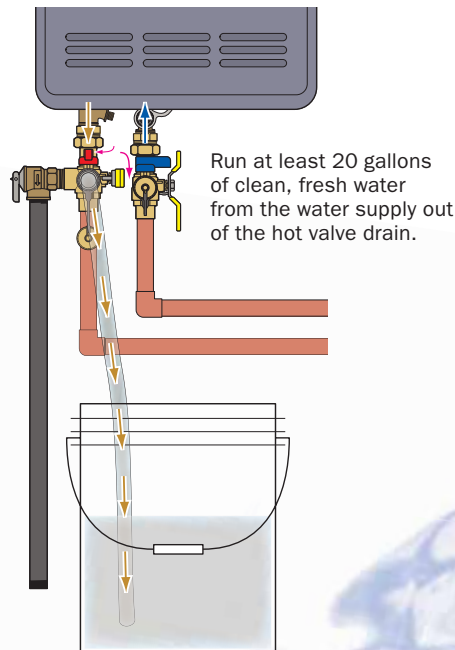
NORMAL OPERATION



CLEANING



FLUSHING



ISOLATOR[®] E·X·P[™] ACCESSORIES AVAILABLE TO MAKE **YOUR JOB EASIER**



RELOCATION ADAPTER KITS

Use this kit to relocate the direction of the pressure relief valve in recessed boxes, tight or unique installations

FITS	ITEM #	LEAD FREE ITEM# CERTIFIED TO NSF/ANSI 61-G	SIZE	CTN/CASE	WT/CASE
EXP	28003	-	3/4"	1/100	85
E2	28023	28023W	3/4"	1/100	55



1/2" UNION ADAPTER KITS

Use these kits to change the inlet connection of your service valves from 3/4" to 1/2"

FITS	ITEM #	LEAD FREE ITEM# CERTIFIED TO NSF/ANSI 61-G	SIZE	CTN/CASE	WT/CASE
ALL MODELS	29032	29032W	3/4" x 1/2"	BULK	BULK



PRESSURE RELIEF VALVES

RESIDENTIAL PRESSURE RELIEF VALVES

	ITEM #	LEAD FREE ITEM# CERTIFIED TO NSF/ANSI 61-G	SIZE	CTN/CASE	WT/CASE
150 PSI/200,000 BTU	20713	20713W	3/4"	1/100	49
30 PSI/200,000 BTU	20733	-	3/4"	1/100	49

COMMERCIAL PRESSURE RELIEF VALVES (Requires close nipple # 29003)

150 PSI/2.7 MILLION BTU	20723	-	3/4"	1/24	31
CLOSE NIPPLE	29003	-	3/4"	BULK	BULK

Webstone
VALVE INNOVATION

ONE APPIAN WAY WORCESTER, MA 01610
P.O. BOX 59 WORCESTER, MA 01613
P: (800) 225-9529 · F: (800) 336-5133
www.webstonevalves.com